



THE OIL SANDS
DEVELOPERS GROUP

Energy From Athabasca

Oil Sands Developers Group 2008 Survey and Forecast Results

August 2008

Vision and Mandate

Vision

“Energizing Sustainable Communities”

Mandate

The Oil Sands Developers Group is an oil sands industry association that facilitates solutions to shared development issues related to the Athabasca Oil Sands Deposit. We do this by:

- ✓ Consolidating & sharing developers’ information, perspective and advice with affected stakeholders.
- ✓ Consulting with stakeholders, communities and governments in facilitating solutions to development issues.
- ✓ Collaborating with stakeholders while balancing individual and collective company responsibilities.
- ✓ Regularly communicating accurate and credible information, analysis and forecasts, obtained through survey data, to our stakeholders.
- ✓ Managing an inclusive committee process that is focused on analyzing issues, facilitating solutions, and achieving results.

Oil Sands Developers Group Membership

Members

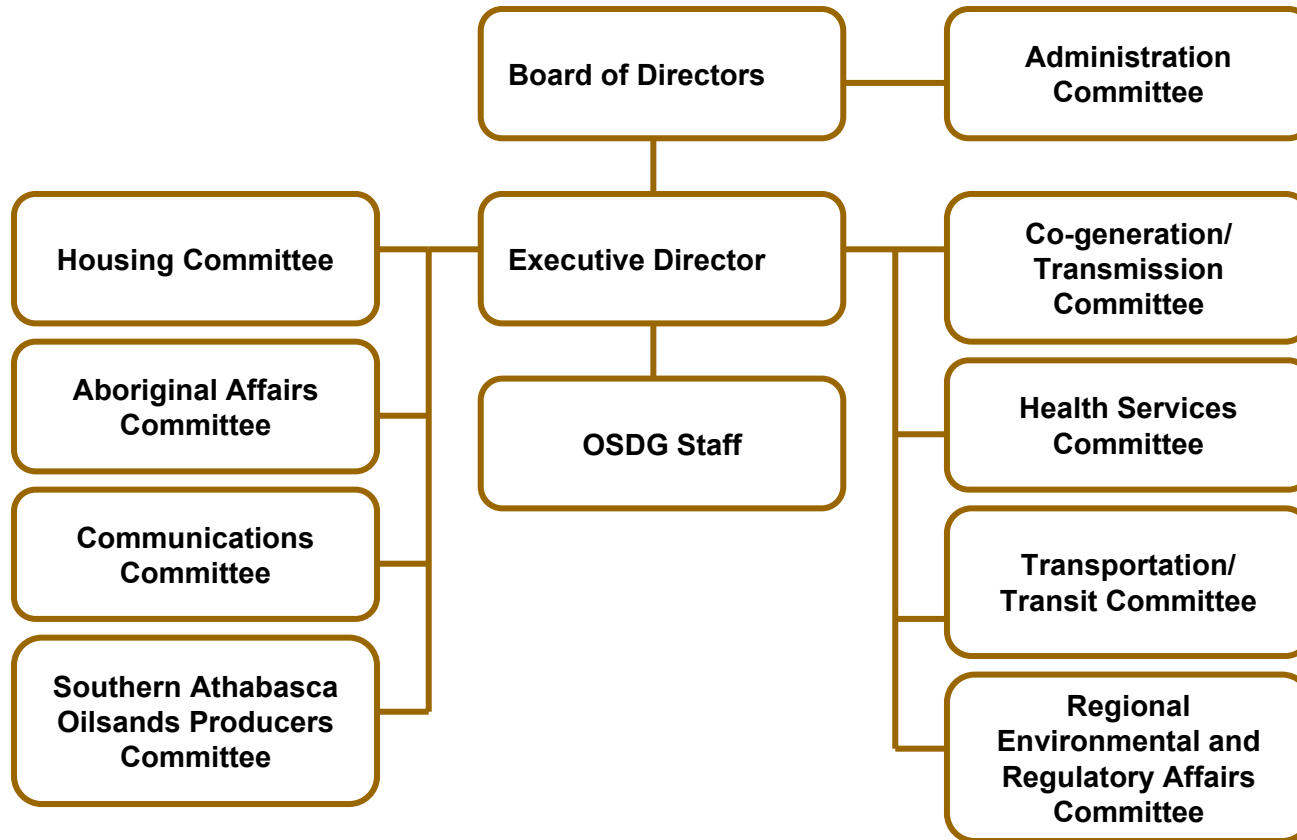
- Albian Sands Energy Inc./Shell
- ATCO Group of Companies
- Birch Mountain Resources Ltd.
- Canadian Natural Resources Limited
- Chevron Canada Resources
- ConocoPhillips
- Devon Canada Corporation
- Enbridge Inc.
- EnCana Corporation
- EPCOR
- Husky Oil Operations Limited
- Imperial Oil Resources
- Japan Canada Oil Sands Limited
- Korea National Oil Corporation
- MEG Energy Corp.
- Nexen Inc./Opti Canada Inc.
- Petro-Canada
- Petrobank Energy and Resources Ltd.
- Regional Municipality of Wood Buffalo
- Statoil Hydro Canada Ltd.
- Suncor Energy Inc.
- Syncrude Canada Ltd.
- Synenco Energy Inc.
- Total E&P
- TransAlta Energy Corporation
- TransCanada Pipelines Ltd.
- UTS Energy Corporation

27 Members

20 Oil Sands Companies

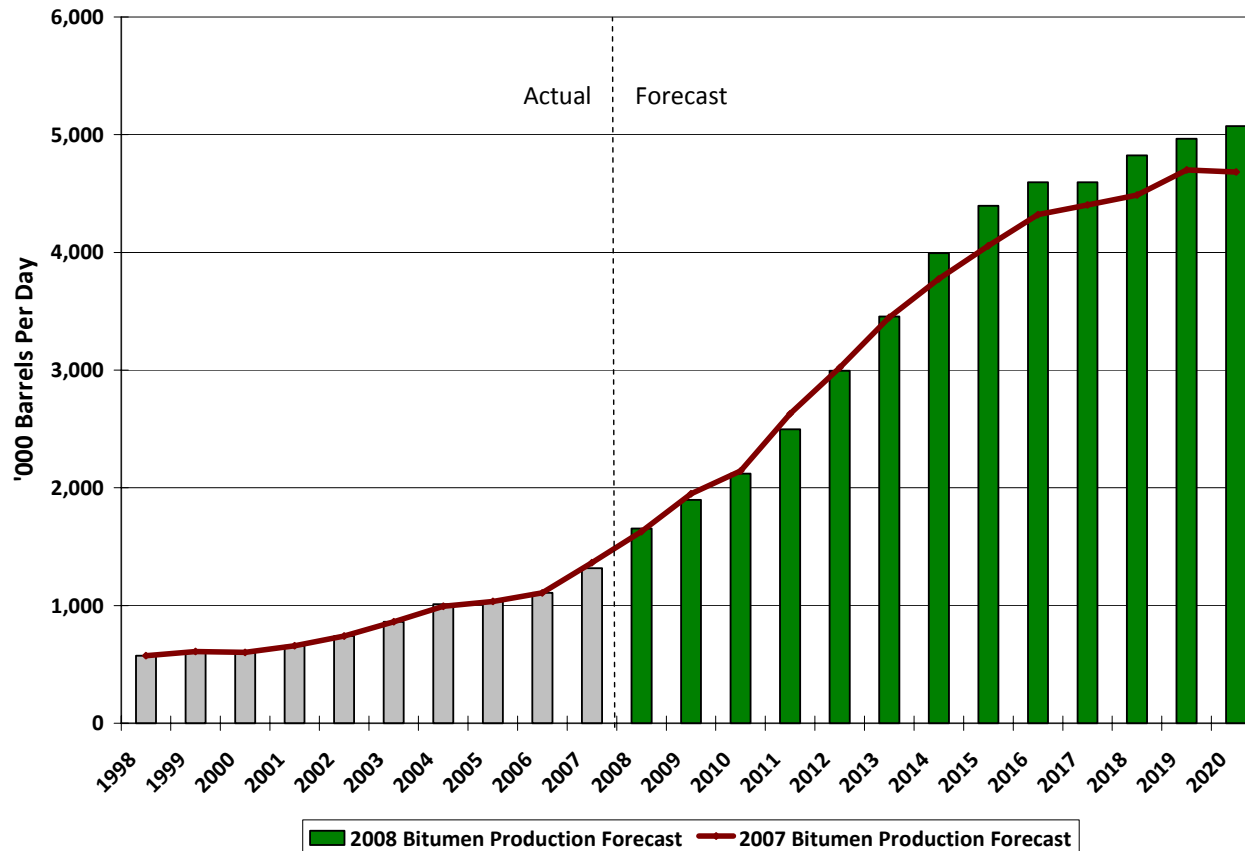


OSDG Committees and Operating Structure



2008 Oil Sands Bitumen Production Forecast¹

- Continues to grow to 5M bbl/day, consistent with past forecasts



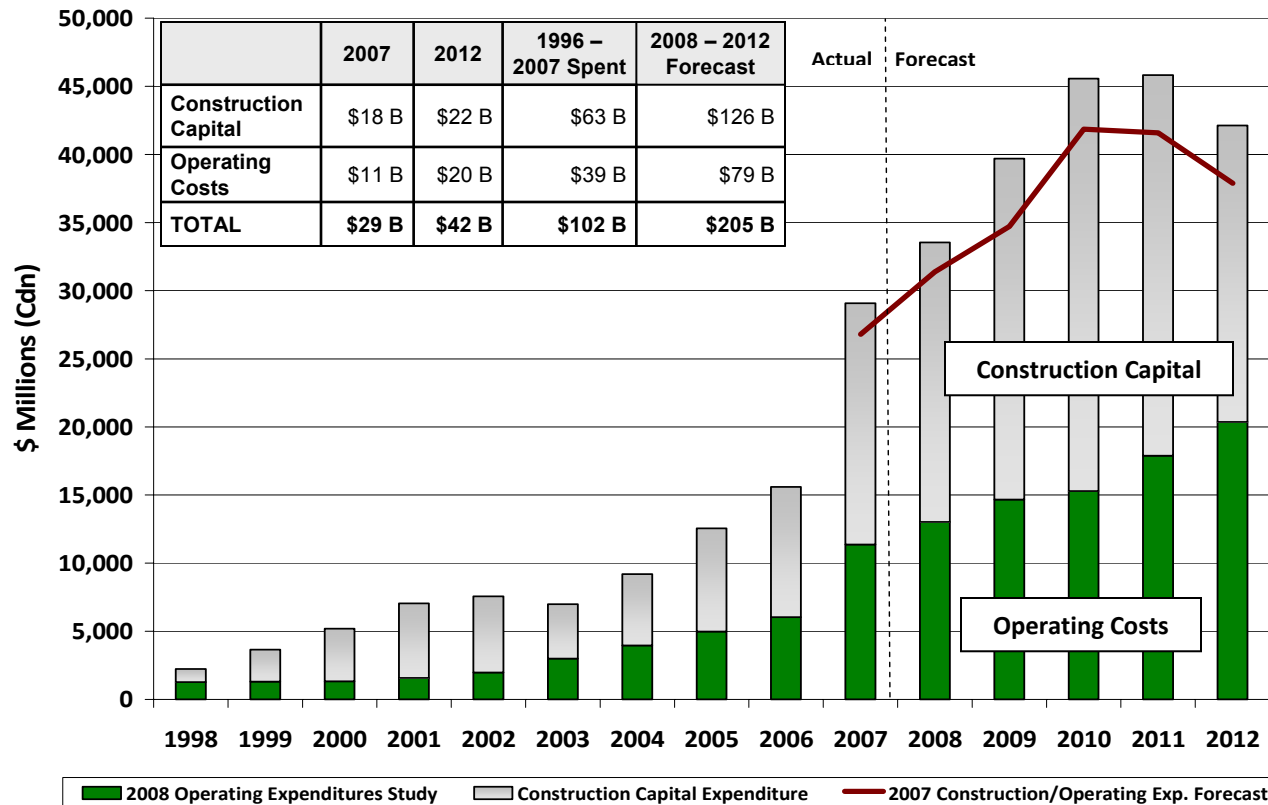
¹Bitumen forecast for all Alberta oil sands projects – all announced case

Source: CAPP and Nichols Applied Management



Combined Oil Sands Industry Expenditure Forecast¹

- 2008 capex and opex spending double that of 2006
- 2008 capex forecast higher than 2007 forecast

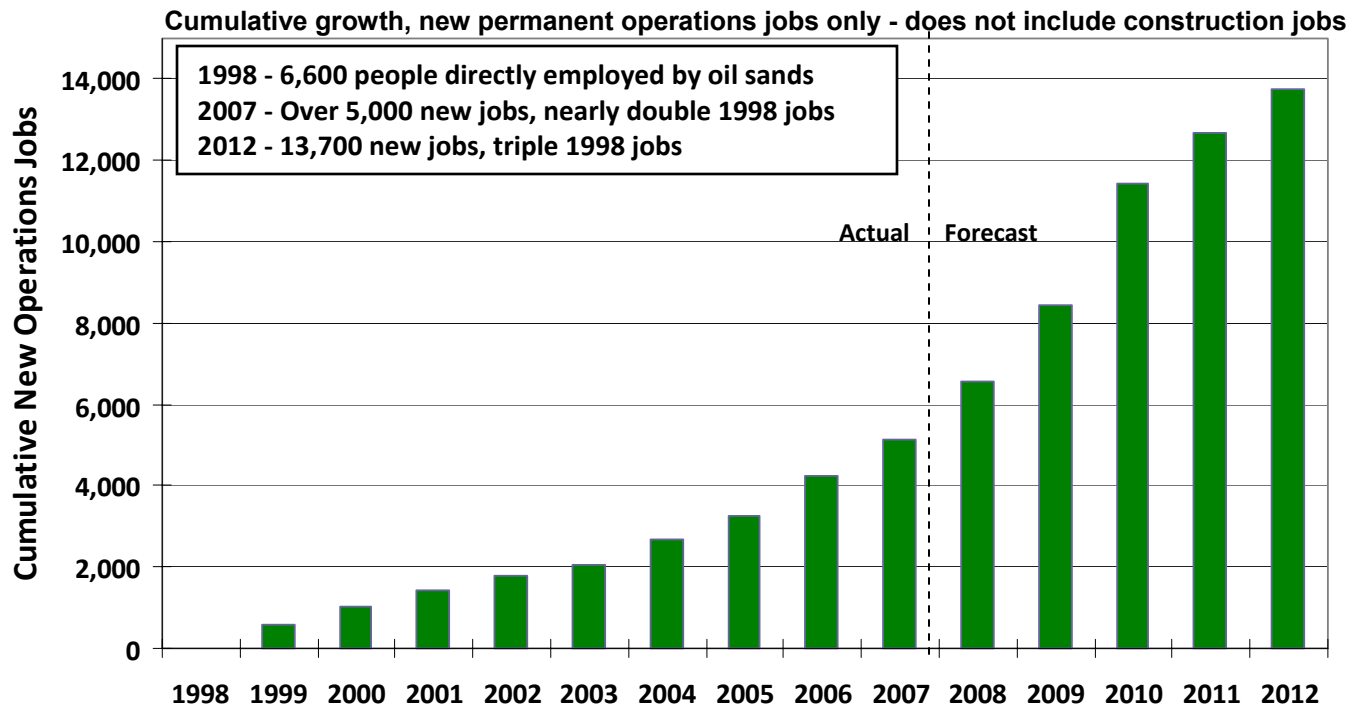


¹2008 construction capital expenditure forecast for all Alberta oil sands projects, including related pipeline, upgrader and co-generation projects – all announced case. 2008 operating expenditure study.

Source: Construction Capital: CAPP and Nichols Applied Management, Operating Expenditure – Nichols Study

Forecast of New Permanent Operations Jobs in the Wood Buffalo Region - continues to track previous projections

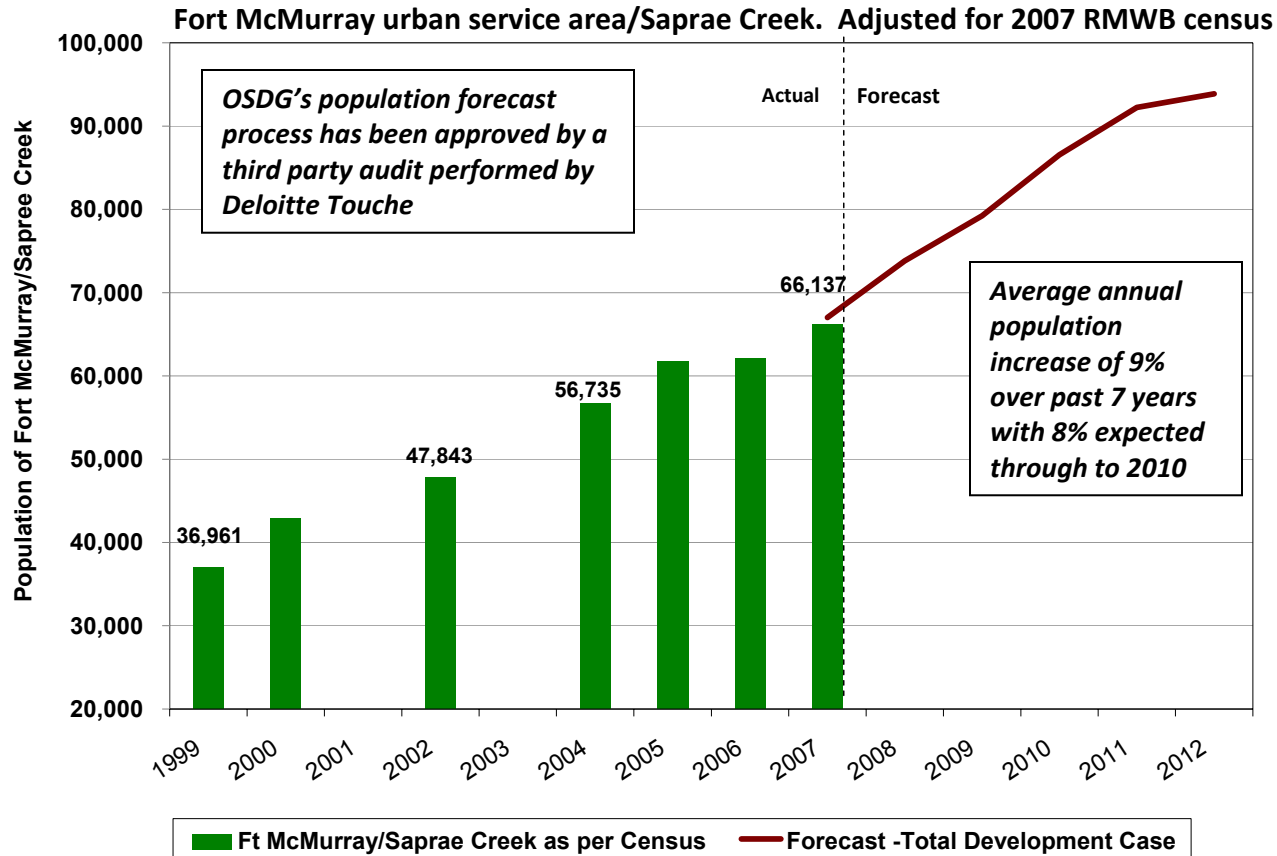
- Paralleling growth in bitumen production and driving urban population growth
- Excludes the over 27,000 current construction workforce
- For every permanent operations job: 3 jobs created locally, and 6 nationally¹



¹Source: Nichols Applied Management
Note: 2007 data subject to verification

2007 Urban Population Forecast

- Excludes the over 27,000 workers currently in work camps and hotel/motels and anticipates an 8%/yr growth through 2010



Source: Nichols Applied Management

Aboriginal participation and opportunities in oil sands development are substantial

- Aboriginal Companies – value of contracts in 2007 - **\$606 million**
- Aboriginal Companies – value of contracts 1998 – 2007 - **\$2.6 billion**
- Aboriginal employees in permanent jobs in 2007 – **1,500+**
- Contributions to Aboriginal communities in 2007 - **\$3.6 million**
- Athabasca Tribal Council APCA funding 2007 - **\$1.6 million**
- Industry Relations Corporations funding 2007 - **\$8 million**
- Negotiating Consultation & Regional Benefits Agreement



OSDG Members continue to invest significantly in the community

- \$12 million donated in 2007 within the RMWB and \$11.5 million in 2006 including:
 - \$2.5 million to MacDonald Island recreation facility
 - \$2.5 million to Timberlea Athletic Park
 - \$750,000 donation to MRI campaign
 - \$200,000 to Leadership Wood Buffalo
- Ongoing support for key community service organizations including:
 - United Way (Fort McMurray is *per capita* leader in Canada)
 - Keyano College
 - Northern Lights Regional Health Centre
 - YMCA of Wood Buffalo Day Care
- More than \$52 million donated over the past 10 years.



OSDG Members continue to invest significantly in the community

- \$12 million in donations within the RMWB in 2007 and \$11.5 million in 2006 including:
 - \$2.5 million to MacDonald Island;
 - \$2.5 million to Timberlea Athletic Park
 - \$750,000 donation to MRI campaign
 - \$200,000 to Leadership Wood Buffalo
- Ongoing support for key community service organizations including:
 - United Way (Fort McMurray is *per capita* leader in Canada)
 - Keyano College
 - Northern Lights Regional Health Centre
 - YMCA of Wood Buffalo Day Care
- More than \$52 million donated over the past 10 years.



Disclaimer

This presentation contains forward-looking information on future production, project start-ups and future capital spending. Actual results could differ materially due to market conditions, changes in law or government policy, changes in operating conditions and costs, changes in project schedules, operating performance, demand for oil and gas, commercial negotiations or other technical and economic factors.

For more information contact:

The Oil Sands Developers Group

613A – 8600 Franklin Avenue

Fort McMurray, AB T9H 4G8

Canada

Ph: 780-790-1999

Website: www.oilsandsdevelopers.ca

E-mail: info@oilsandsdevelopers.ca

